




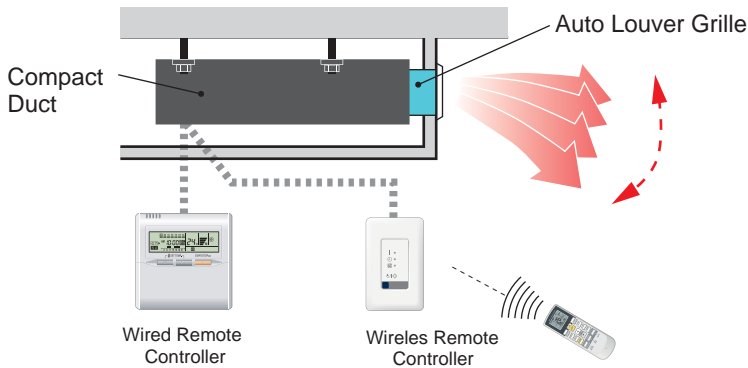
Auto Louver provides comfortable airflow and blends in with various interiors.



Model Name UTD-GXSA-W
 UTD-GXSB-W
 UTD-GXSC-W *Coming Soon*



Flexible Control



- **Operation with indoor unit**

Auto Louver can be controlled by remote controller of indoor unit.


- **UP and Down auto swing**

- Fixed airflow or auto swing
- 4 angle settings

- **Auto-closing louver**


When operation of indoor unit is stopped, the louver will automatically close.

Ideal warm airflow



Without Auto Louver

[Condition]
 Model (Indoor unit): ARU12RLF
 Outdoor temperature: 36°F
 Operation contents: Heating
 Set temperature: 86°F
 Air flow: Hi

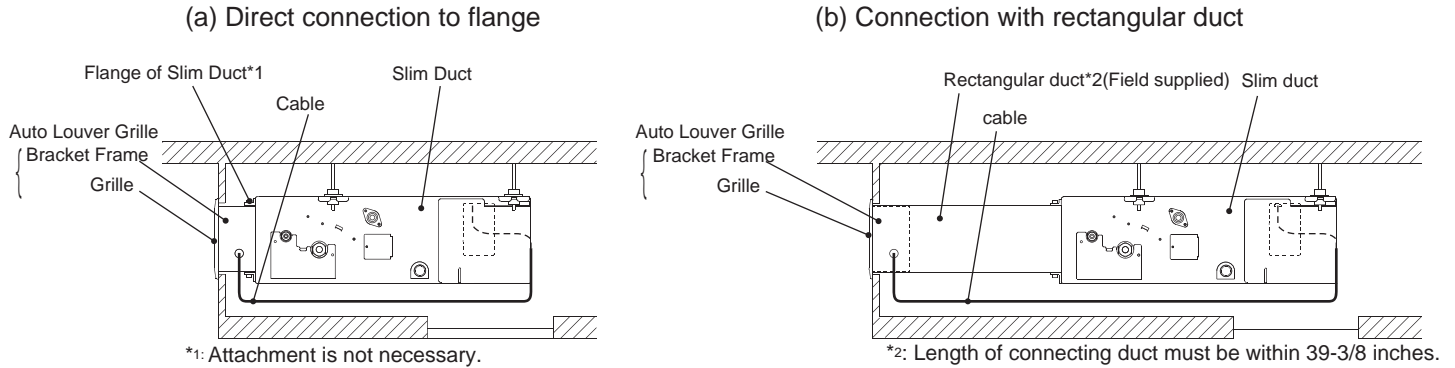


With Auto Louver

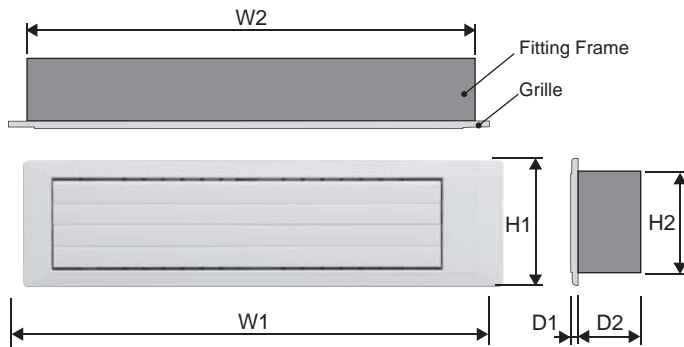
[Condition]
 Model (Indoor unit): ARU12RLF
 Model (Auto louver grille): UTD-GXSA-W
 Outdoor temperature: 36°F
 Operation contents: Heating
 Set temperature: 86°F
 Air flow: Hi
 Vertical flap: Downward

Flexible Installation

Auto Louver Grille can be connected either directly to indoor unit or through the rectangular duct.



Dimensions



Unit: in.

Model Name	W1	W2	H1	H2	D1	D2
UTD-GXSA-W	26-7/8	25-13/32	7-3/32	5-13/16	11/32	3-5/16
UTD-GXSB-W	34-3/4	33-1/4				
UTD-GXSC-W	42-5/8	41-1/8				

Specifications

Model name		UTD-GXSA-W*	UTD-GXSB-W*	UTD-GXSC-W*
Applicable Indoor Unit		ARU9RLF, ARU12RLF	ARU18RLF	ARU24RLF <i>Coming Soon</i>
Power Supply		Connecting with Control box of indoor unit		
Fixing of Auto Louver Grille		Screw fixing to Flange or Rectangular Duct		
Extension Square Duct Limit		39-3/8" (Max. duct length between indoor unit and grille)		
Net Dimension (H x W x D)		inch (mm) 7-3/32x26-7/8x(3-5/16+11/32) [180x683x(84+9)]	7-3/32x34-3/4x(3-5/16+11/32) [180x883x(84+9)]	7-3/32x42-5/8x(3-5/16+11/32) [180x1083x(84+9)]
Weight	Net	lb. 4.4 (2.0)	5.6 (2.5)	6.7 (3.0)
	Gross	(kg) 6.7 (3.0)	7.8 (3.5)	8.9 (4.0)
Color		White		
Louver Motor		Stepping Motor		
Accessories		Fitting Frame, etc.		
Operation range	Cooling	°F (°C)	64 to 90 (18 to 32)	
		% RH	80% or less	
	Heating	°F (°C)	50 to 86 (10 to 30)	

* Only compatible with ARU models with serial numbers greater than 2000.



FUJITSU GENERAL AMERICA, INC.

353 Route 46 West, Fairfield, NJ 07004
www.fujitsu-general.com

Copyright© 2013 Fujitsu General Limited. All rights reserved.